


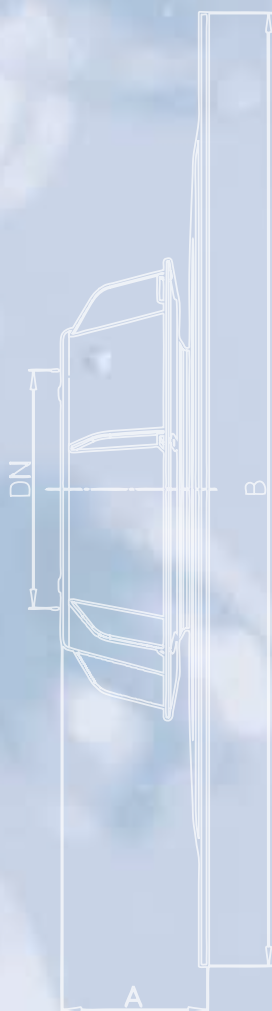
SIFONE

HL

ABLÄUFE




6 METER  
OFF-DICHTHEITSGEPRÜFT  
WASSERSÄULE



# HL<sup>®</sup> Pipe sleeves

Waterproofings for buildings



## HL® Waterproofings for buildings

### Basic information about design and installation

In most cases these parts of buildings, which are in contact with earth moisture or with non-pressure water are sealed with bitumen waterproofings or liquid bitumen compounds. For pressure water only 2-layer bitumen waterproofings are allowed. It is obvious, that it comes to leakage very seldom in the surface, but very often at sensitive spots like wall break-throughs. Standard pipe inflow channels are installed in the shuttering and are poured out with concrete. This guarantees a tight connection between pipe and concrete. Afterwards the basement wall is sealed with bitumen. In the past the connection between bitumen and pipe inflow channel was the problem. But especially here one has to care for a perfect sealing, to protect from water or moisture getting behind the waterproofing. HL has solved this problem with its series HL800 and 801 pipe sleeves.

Advantages of these series:

- ▲ HL800/801 may be installed also after the finishing of the wall by a taphole or by chiseling out.
- ▲ The connection to the waterproofing is harmless, namely without burning the pipe, because of the pre-fixed bitumen sleeve.
- ▲ Also liquid bitumen compounds may be welded to the bitumen sleeve.
- ▲ Possible deviations of the pipe because of the weight of soil are compensated by the use of a special gasket ( $\pm 10\%$ ).
- ▲ The sealing between pipe and pipe sleeve works by multiple lip gaskets, combined with a conical thread and a squeeze connection.
- ▲ Due to the flexible construction the usage near edges and corners of walls is possible.
- ▲ In combination of HL800 and HL801 up to 4 pipes of different smaller diameters may be lead through the wall.

Following we would like to give you information to avoid mistakes:

- ▲ Please take care, that the installation is made latest during the laying of the pipes, as an installation afterwards is not possible.
- ▲ We recommend to imbed the sleeve on both sides.
- ▲ Please avoid an overlap of the sleeves. Minimum distance from pipe middle to next pipe middle: 50cm!
- ▲ Waterproofed up to 6m (certified by OFI).
- ▲ Concerning the installation of the pipes please notice all relevant standards.

#### Relevant standards/directives

ÖNorm B7209 Waterproofing of buildings, following ÖNorm B3692

ÖNorm B2209-1 Waterproofing of buildings

Directive for the calculation, installation and control of waterproofings for buildings; available at: IFB-Institut für Flachdachbau und Bauwerksabdichtung ([www.ifb.co.at](http://www.ifb.co.at))

A long lasting waterproofing for buildings may only be guaranteed, if a specific planing of the sealing and all detailed solutions and their combinations are secured. Especially for highly recurrent problems a lot of standardized solutions have been developed and may be downloaded unter [www.ifb.co.at](http://www.ifb.co.at)



## HL® Waterproofings for buildings - Product Overview



Product	HL800 (P) (/110), (/125), (/160)	HL800(P)/63-75	HL800(P)/40-50	HL800.2(P)/40-50 HL800.2(P)/63-75
Description	Bitumene (PVC) pipe sleeve DN110, DN125 or DN160	Bitumene (PVC) pipe sleeve 63-75 mm	Bitumene (PVC) pipe sleeve 40-50 mm	Double bitumene (PVC) pipe sleeve 40-50 mm or 63-75 mm
Function	For a tight connection between pipe and bitumen waterproofing	For a tight connection between pipe or cable and bitumen waterproofing	For a tight connection between pipe or cable and bitumen waterproofing	For two smooth medium size pipes or cables with outer diameter 40-50 mm or 63-75 mm, e.g. heating pumps



Product	HL800(P)/160	HL801	HL801V...
Description	Bitumene (PVC) pipe sleeve DN160	Multiple pipe fairlead	Screw
Function		To lead 4 pipes with diameter 8 - 52 mm through the wall. Usage only in combination with HL800/160 and HL801V!	To lead one pipe with diameter 8 - 52 mm through the wall. Usage only in combination with HL800/160 and HL801!



Product	HL801R...	HL801B
Description	Reduction screw	Plug
Function	To reduce the opening for smaller pipes or cables	To close erroneously opened wholes in HL801

## HL® HL800 Pipe sleeve – Installation



1. Pipe with socket, wall with liquid bitumen compound



2. Set on bitumen sleeve



3. ... And push close to the wall



4. Screw on the nut



5. Weld the bitumen waterproofing



6. Fix the nut

## HL® HL801 Multiple pipe fairlead – Installation



1. Fix HL800/160 on the building and connect to the waterproofing



2. Select the fitting screws, depending on the quantity and the diameter of pipes/cables and open the predetermined breaking points.



3. Connect the screws with the pipe fairlead and fix the screws



4. Insert the ready prepared pipe fairlead HL801 into the pipe sleeve HL800/160 and fix the nut of HL800



5. Pull the pipes/cables through and fix them with the nuts




6. Ready!

# HL® Waterproofing for buildings - Products details

**HL800** Pipe sleeve with pre-welded bitumen flange for pipes

**HL800P** Pipe sleeve with PVC flange for pipes

Data	
Material	Rubber/bitumen/PP
Connection dimension	HL800/110: Ø 110 - 115 mm HL800/125: Ø 125 - 130 mm HL800/160: Ø 160 - 165 mm HL800/63-75: Ø 63 - 75 mm HL800/40-50: Ø 40 - 50 mm
Waterproof up to	6 m of water column
Recommended for	Bitumene (PVC)waterproofings or liquid bitumene compounds
Additional information	The smooth connection between pipe and waterproofing is 100% tight



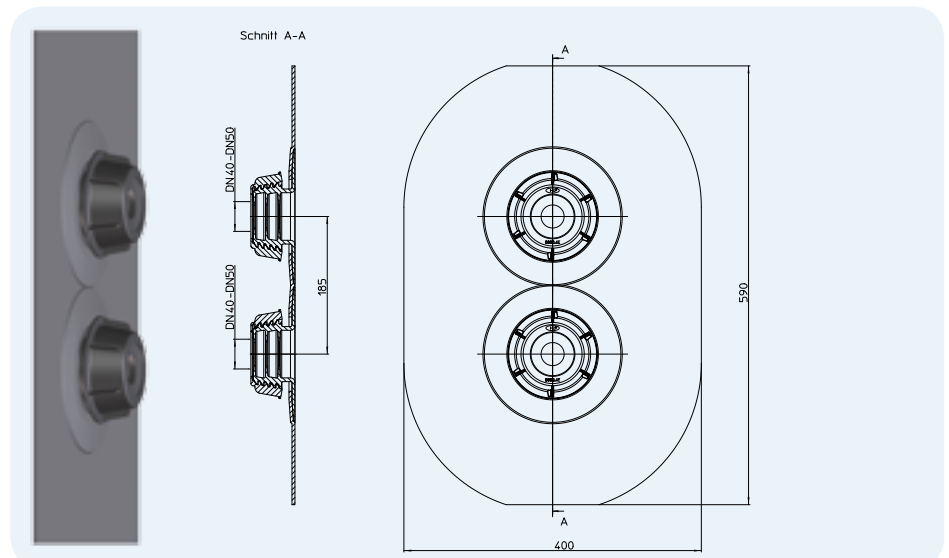
For additional information for combining different pipe dimensions, please use our website [www.hutterer-lechner.com](http://www.hutterer-lechner.com) under section installation ABC

	DN	A	B	HL-No.	Dimension	Material	Weight	EAN	Piece/package
HL800(P)/40-50	40/50	57 mm	380 mm	800/40-50	DN40/50	Bitumen		+038305	1
HL800(P)/63-75	63/75	57 mm	380 mm	800/63-75	DN63/75	Bitumen		+038275	1
HL800(P)/110	110	80 mm	500 mm	800/110	DN110	Bitumen	1800 g	+021598	1
HL800(P)/125	125	80 mm	500 mm	800/125	DN125	Bitumen	1900 g	+028276	1
HL800(P)/160	160	80 mm	560 mm	800/160	DN160	Bitumen	2200 g	+021611	1
				800P/40-50	DN40/50	PVC		+038312	1
				800P/63-75	DN63/75	PVC		+038329	1
				800P/110	DN110	PVC	1405 g	+038084	1
				800P/125	DN125	PVC	1505 g	+038091	1
				800P/160	DN160	PVC	1802 g	+038107	1

**HL800.2/40-50** Double pipe sleeve with pre-welded bitumene flange

**HL800P.2/40-50** Double pipe sleeve with pre-glued PVC flange

Data	
Material	Rubber/Bitumene(PVC)
Connection	Ø 40 - 50 mm
Waterproof up to	6 m water column
Recommended for	Liquid bitumene compounds, bitumene (PVC) waterproofings
Additional information	The smooth connection between pipe and waterproofing is 100% tight; for e.g. heating pumps



For additional information for combining different pipe dimensions, please use our website [www.hutterer-lechner.com](http://www.hutterer-lechner.com) under section installation ABC

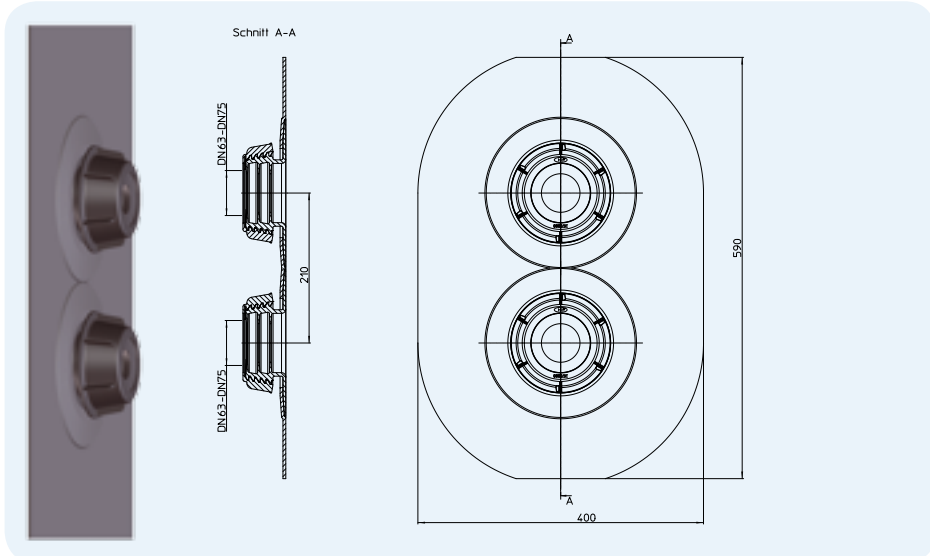
HL-No.	Dimension	Weight	EAN	Piece/package
800.2/40-50	DN40/50	1538 g	+03828	1
800P.2/40-50	DN40/50	1487 g	+03833	1

**HL800.2/63-75** Double pipe sleeve with pre-welded bitumene flange  
**HL800P.2/63-75** Double pipe sleeve with pre-glued PVC flange

**Data**

Material	Rubber/Bitumene(PVC)
Connection	Ø 63 - 75 mm
Waterproof up to	6 m water column
Recommended for	Liquid bitumene compounds, bitumene (PVC) waterproofings
Additional information	The smooth connection between pipe and waterproofing is 100% tight; for e.g. heating pumps

For additional information for combining different pipe dimensions, please use our website [www.hutterer-lechner.com](http://www.hutterer-lechner.com) under section installation ABC



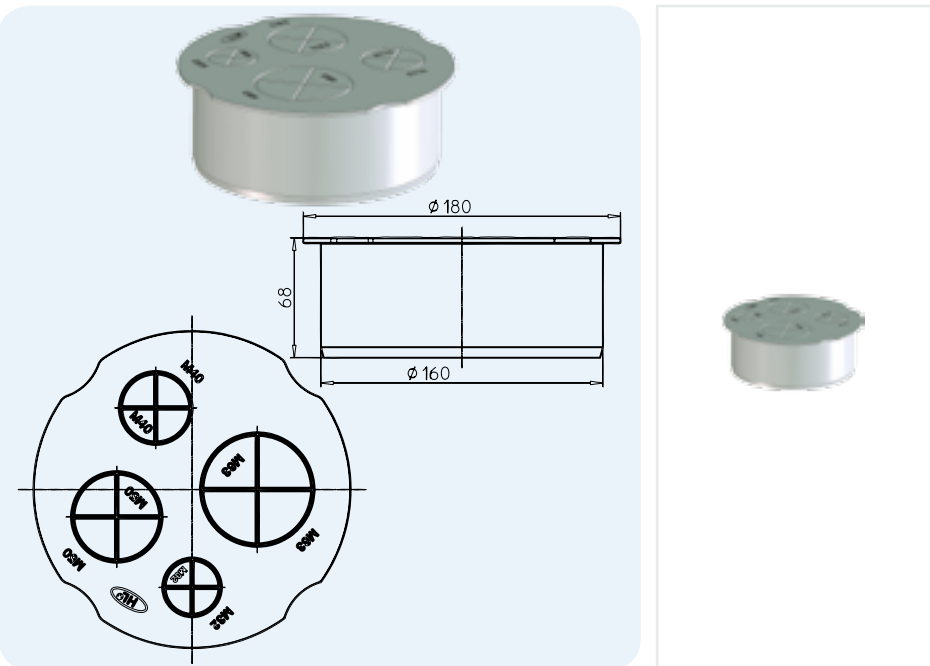
HL-No.	Dimension	Weight	EAN	Piece/package
800.2/63-75	DN63-75	1693 g	+03829	1
800P.2/63-75	DN63-75	1325 g	+03834	1

**HL801** Multiple pipe fairlead for pipes or cables 8 - 52 mm

**Data**

Material	PP
Predetermined breaking points	Ø 32/40/50/63 mm
Waterproof up to	6 m water column
Recommended for	<b>Attention: Usage only in combination with HL 800/160 pipe sleeve</b>
Additional information	Up to 4 pipes or cables may be lead through the wall, see „quick search“.

For additional information for combining different pipe dimensions, please use our website [www.hutterer-lechner.com](http://www.hutterer-lechner.com) under section installation ABC



HL-No.	Dimension	Weight	EAN	Piece/package
801	Ø M32/40/50/63	180 g	+028771	1

**HL801V** Screw, fits to HL801

Data

Material	PA
Connection	HL801V/8-14
dimension	HL801V/11-18
	HL801V/17-25
	HL801V/22-33
	HL801V/28-38
	HL801V/32-44
	HL801V/40-52
Waterproof up to	6 m water column



HL-No.	Dimension Ø	Weight	EAN	Piece/package
801V/8-14	8 – 14 mm	30 g	+028795	1
801V/11-18	11 – 18 mm	30 g	+028801	1
801V/17-25	17 – 25 mm	50 g	+028818	1
801V/22-33	22 – 33 mm	90 g	+028825	1
801V/28-38	28 – 38 mm	130 g	+028832	1
801V/32-44	32 – 44 mm	180 g	+028849	1
801V/40-52	40 – 52 mm	230 g	+028856	1

For additional information for combining different pipe dimensions, please use our website [www.hutterer-lechner.com](http://www.hutterer-lechner.com) under section installation ABC

**HL801R** Screw reduction, fits to HL801

Data

Material	PA
Connection	Reductions from M63 – 25
dimension	
Waterproof up to	6 m water column



HL-No.	Reduction from/to	Weight	EAN	Piece/package
801R/M32-25	M32 – 25	15 g	+028863	1
801R/M40-25	M40 – 25	20 g	+028870	1
801R/M40-32	M40 – 32	20 g	+028887	1
801R/M50-25	M50 – 25	50 g	+028894	1
801R/M50-32	M50 – 32	50 g	+028900	1
801R/M50-40	M50 – 40	50 g	+028917	1
801R/M63-32	M63 – 32	90 g	+028924	1
801R/M63-40	M63 – 40	90 g	+028931	1
801R/M63-50	M63 – 50	90 g	+028948	1

For additional information for combining different pipe dimensions, please use our website [www.hutterer-lechner.com](http://www.hutterer-lechner.com) under section installation ABC

**HL801B** Plug, fits to HL801

Data

Material	PA
Connection	M32, M40, M50, M63
dimension	
Waterproof up to	6 m water column
Additional information	To close erroneously opened wholes in HL801



HL-No.	Reduction from/to	Weight	EAN	Piece/package
801B/M32	M32	15 g	+028955	1
801B/M40	M40	20 g	+028962	1
801B/M50	M50	50 g	+028979	1
801B/M63	M63	80 g	+028986	1

For additional information for combining different pipe dimensions, please use our website [www.hutterer-lechner.com](http://www.hutterer-lechner.com) under section installation ABC

# Quick search for HL801V/R/B

	M32		M40		M50		M63	
Ø								
8	HL801V/8-14 +	HL801R/M32-25	HL801V/8-14 +	HL801R/M40-25	HL801V/8-14 +	HL801R/M50-25	HL801V/8-14 +	HL801R/M63-32 +
9	HL801V/8-14 +	HL801R/M32-25	HL801V/8-14 +	HL801R/M40-25	HL801V/8-14 +	HL801R/M50-25	HL801V/8-14 +	HL801R/M63-32 +
10	HL801V/8-14 +	HL801R/M32-25	HL801V/8-14 +	HL801R/M40-25	HL801V/8-14 +	HL801R/M50-25	HL801V/8-14 +	HL801R/M63-32 +
11	HL801V/8-14 +	HL801R/M32-25	HL801V/8-14 +	HL801R/M40-25	HL801V/8-14 +	HL801R/M50-25	HL801V/8-14 +	HL801R/M63-32 +
12	HL801V/8-14 +	HL801R/M32-25	HL801V/8-14 +	HL801R/M40-25	HL801V/8-14 +	HL801R/M50-25	HL801V/8-14 +	HL801R/M63-32 +
13	HL801V/8-14 +	HL801R/M32-25	HL801V/8-14 +	HL801R/M40-25	HL801V/8-14 +	HL801R/M50-25	HL801V/8-14 +	HL801R/M63-32 +
14	HL801V/8-14 +	HL801R/M32-25	HL801V/8-14 +	HL801R/M40-25	HL801V/8-14 +	HL801R/M50-25	HL801V/8-14 +	HL801R/M63-32 +
15	HL801V/11-18 +	HL801R/M32-25	HL801V/11-18 +	HL801R/M40-25	HL801V/11-18 +	HL801R/M50-25	HL801V/11-18 +	HL801R/M63-32 +
16	HL801V/11-18 +	HL801R/M32-25	HL801V/11-18 +	HL801R/M40-25	HL801V/11-18 +	HL801R/M50-25	HL801V/11-18 +	HL801R/M63-32 +
17	HL801V/17-25	-	HL801V/17-25 +	HL801R/M40-32	HL801V/17-25 +	HL801R/M50-32	HL801V/17-25 +	HL801R/M63-32
18	HL801V/17-25	-	HL801V/17-25 +	HL801R/M40-32	HL801V/17-25 +	HL801R/M50-32	HL801V/17-25 +	HL801R/M63-32
19	HL801V/17-25	-	HL801V/17-25 +	HL801R/M40-32	HL801V/17-25 +	HL801R/M50-32	HL801V/17-25 +	HL801R/M63-32
20	HL801V/17-25	-	HL801V/17-25 +	HL801R/M40-32	HL801V/17-25 +	HL801R/M50-32	HL801V/17-25 +	HL801R/M63-32
21	HL801V/17-25	-	HL801V/17-25 +	HL801R/M40-32	HL801V/17-25 +	HL801R/M50-32	HL801V/17-25 +	HL801R/M63-32
22	HL801V/17-25	-	HL801V/22-33	-	HL801V/17-25 +	HL801R/M50-32	HL801V/17-25 +	HL801R/M63-32
23	HL801V/17-25	-	HL801V/22-33	-	HL801V/17-25 +	HL801R/M50-32	HL801V/17-25 +	HL801R/M63-32
24	HL801V/17-25	-	HL801V/22-33	-	HL801V/17-25 +	HL801R/M50-32	HL801V/17-25 +	HL801R/M63-32
25	HL801V/17-25	-	HL801V/22-33	-	HL801V/17-25 +	HL801R/M50-32	HL801V/17-25 +	HL801R/M63-32
26	-	-	HL801V/22-33	-	HL801V/22-33 +	HL801R/M50-40	HL801V/22-33 +	HL801R/M63-40
27	-	-	HL801V/22-33	-	HL801V/22-33 +	HL801R/M50-40	HL801V/22-33 +	HL801R/M63-40
28	-	-	HL801V/22-33	-	HL801V/28-38	-	HL801V/22-33 +	HL801R/M63-40
29	-	-	HL801V/22-33	-	HL801V/28-38	-	HL801V/22-33 +	HL801R/M63-40
30	-	-	HL801V/22-33	-	HL801V/28-38	-	HL801V/22-33 +	HL801R/M63-40
31	-	-	HL801V/22-33	-	HL801V/28-38	-	HL801V/22-33 +	HL801R/M63-40
32	-	-	HL801V/22-33	-	HL801V/28-38	-	HL801V/22-33 +	HL801R/M63-40
33	-	-	HL801V/22-33	-	HL801V/28-38	-	HL801V/22-33 +	HL801R/M63-40
34	-	-	-	-	HL801V/28-38	-	HL801V/32-44	-
35	-	-	-	-	HL801V/28-38	-	HL801V/32-44	-
36	-	-	-	-	HL801V/28-38	-	HL801V/32-44	-
37	-	-	-	-	HL801V/28-38	-	HL801V/32-44	-
38	-	-	-	-	HL801V/28-38	-	HL801V/32-44	-
39	-	-	-	-	HL801V/28-38	-	HL801V/32-44	-
40	-	-	-	-	HL801V/32-44	-	HL801V/32-44	-
41	-	-	-	-	HL801V/32-44	-	HL801V/32-44	-
42	-	-	-	-	HL801V/32-44	-	HL801V/32-44	-
43	-	-	-	-	HL801V/32-44	-	HL801V/32-44	-
44	-	-	-	-	HL801V/32-44	-	HL801V/32-44	-
45	-	-	-	-	HL801V/40-52	-	HL801V/40-52	-
46	-	-	-	-	HL801V/40-52	-	HL801V/40-52	-
47	-	-	-	-	HL801V/40-52	-	HL801V/40-52	-
48	-	-	-	-	HL801V/40-52	-	HL801V/40-52	-
49	-	-	-	-	HL801V/40-52	-	HL801V/40-52	-
50	-	-	-	-	HL801V/40-52	-	HL801V/40-52	-
51	-	-	-	-	HL801V/40-52	-	HL801V/40-52	-
52	-	-	-	-	HL801V/40-52	-	HL801V/40-52	-

For additional information for combining different pipe dimensions, please use our website [www.hutterer-lechner.com](http://www.hutterer-lechner.com) under section installation ABC